
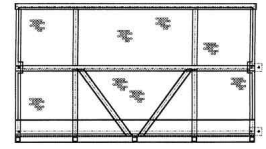


DESCRIPTION

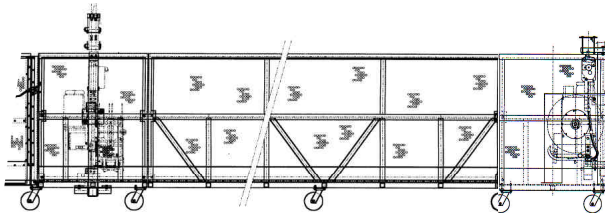
Standard TRACMOD modular components may be assembled with various lengths and suspension locations. The following chart presents typical platform specifications.



1m (3') section

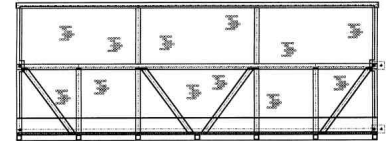


2m (6'-6") section



Powered Intermediate Section

Powered End Section



3m (10') section

| Platform Assemblies | | | | | | Assembly Specifications | | | | | | | | |
|--|------------------|---------------|--------------|--------------|--------------|---|--------------------|---|------------|------------|---------------------|------------|------------|--------|
| Nom. Lg. | ft m | Single Module | | | | modular sections (m) used in platform assembly | Min. R/R = 0.5 O/A | Distance between ropes.....R/R Platform Overall Length.....O/A Platform Total Weight.....WT | | | | | | |
| | | 1'-9" 0.5 | 3'-0" 1.0 | 6'-5" 2.0 | 9'-8" 3.0 | | | Powered Intermediate | | | Powered End Section | | | |
| Weight lbs. | | 13.5 | 50.5 | 97 | 142 | | Hoist type | 1 | 2 | 2 | 1 | 2 | 2 | |
| P L A T F O R M N O M I N A L L E N G T H S | 2.0m (6'-6") | | | X | | 2 | Suspension lines | 492 (150m) | 110 (361m) | 200 (656m) | 492 (150m) | 110 (361m) | 200 (656m) | |
| | | | | | | | Reeler capacity | | | | | | | |
| | | | | | | | R/R | ft. | 3'-4" | | | 7'-8" | | |
| | | | | | | | O/A | ft. | 6'-5" | | | 10'-11" | | |
| | | | | | | | WT | lbs. | 942 | 1032 | 1465 | 748 | 838 | 1274 |
| | 3.0m 10'-0" | | | | | X | 3 | R/R | ft. | 6'-8" | | | 11'-0" | |
| | | | | | | | O/A | ft. | 9'-8" | | | | 13'-3" | |
| | | | | | | | WT | lbs. | 982 | 1074 | 1508 | 793 | 883 | 1319 |
| | 4.0m 13'-0" | | | | XX | | 2 + 2 | R/R | ft. | 10'-0" | | | | 14'-0" |
| | | | | | | | O/A | ft. | 13'-0" | | | | | 16'-4" |
| | | | | | | | WT | lbs. | 1039 | 1129 | 1565 | 845 | 935 | 1372 |
| | 5.0m (16'-0") | | | | X | X | 3 + 2 | R/R | ft. | 13'-4" | | | | 16'-1" |
| | | | | | | O/A | ft. | 16'-4" | | | | | 18'-4" | |
| | | | | | | WT | lbs. | 1084 | 1171 | 1607 | 890 | 980 | 1416 | |
| 6.0m (19'-6") | | | | | XX | 3 + 3 | R/R | ft. | 16'-7" | | | | 19'-4" | |
| | | | | | | O/A | ft. | 19'-7" | | | | | 21'-7" | |
| | | | | | | WT | lbs. | 1129 | 1219 | 1652 | 935 | 1025 | 1461 | |
| 7.0m (23'-0") | | | X | | XX | 3 + 1 + 3 | R/R | ft. | 19'-7" | | | | 22'-4" | |
| | | | | | | O/A | ft. | 22'-7" | | | | | 24'-7" | |
| | | | | | | WT | lbs. | 1179 | 1269 | 1704 | 985 | 1075 | 1511 | |
| 8.0m (26'-0") | | | | X | XX | 3 + 2 + 3 | R/R | ft. | 23'-0" | | | | 25'-1" | |
| | | | | | | O/A | ft. | 26'-0" | | | | | 27'-2" | |
| | | | | | | WT | lbs. | 1226 | 1316 | 1752 | 1032 | 1122 | 1558 | |
| 9.0m (29'-6") | | | | | XXX | 3 + 3 + 3 | R/R | ft. | 26'-3" | | | | 30'-3" | |
| | | | | | | O/A | ft. | 29'-3" | | | | | 32'-6" | |
| | | | | | | WT | lbs. | 1271 | 1361 | 1791 | 1077 | 1134 | 1603 | |
| 10.0m (33'-0") | | | X | | XXX | 3 + 1 + 3 + 3 | R/R | ft. | 29'-3" | | | | 7'-8" | |
| | | | | | | O/A | ft. | 32'-3" | | | | | 10 - 11" | |
| | | | | | | WT | lbs. | 1321 | 1411 | 1845 | 1122 | 1185 | 1654 | |
| 11.0m (36'-0") | | | | X | XXX | 3 + 2 + 3 + 3 | R/R | ft. | 32'-7" | | | | 35'-4" | |
| | | | | | | O/A | Ft | 35'-8" | | | | | 37'-7" | |
| | | | | | | WT | lbs. | 1368 | 1458 | 1889 | 1168 | 1232 | 1700 | |
| 12.0m (39'-0") | | | | | XXXX | 3 + 3 + 3 + 3 | R/R | ft. | 35'-11" | | | | 39'-11" | |
| | | | | | | O/A | ft. | 38'-11" | | | | | 42'-2" | |
| | | | | | | WT | lbs. | 1413 | 1503 | 1934 | 1213 | 1277 | 1745 | |

wire rope & power cord only: WT lbs. 425 521 931 425 521 931

All weights include wire ropes & power cord